



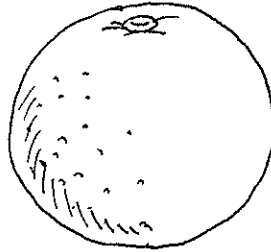
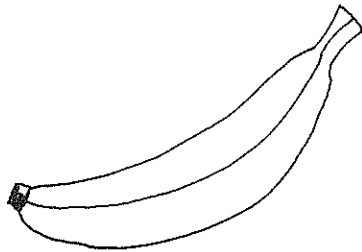











Name _____



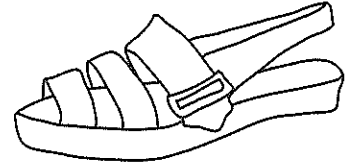





SAME AND DIFFERENT Circle the picture in each row that is different.

Name _____



SAME AND DIFFERENT Color the animals in each row. Make two the same and one different.




Name _____

**sock****sock****sandal****star****moon****star****puppy****kitten****kitten**

SAME AND DIFFERENT Color the two pictures that are the same.
Tell which picture is different.







Name _____







MAKING LISTS Draw lines to show what each person at the left might be wishing for.

Name _____

 A B C c a b	 D E F e f d
 G H I h g i	 J K L k l j

CAPITAL AND LOWERCASE LETTERS Name the letters in each row. Draw a line to connect the uppercase and lowercase forms of the same letter.

Name _____

 <p>L P</p> <p>m L</p> <p>P m</p>	 <p>r D</p> <p>S r</p> <p>D S</p>
 <p>a T</p> <p>T a</p> <p>F F</p>	 <p>c N</p> <p>O c</p> <p>N O</p>

CAPITAL AND LOWERCASE LETTERS Draw lines to connect the matching letters in each box.


Name _____

F



N

m



i




d



S





CAPITAL AND LOWERCASE LETTERS Name each letter. Draw a line from the letter to the child whose name has that letter.

Name _____



USE ILLUSTRATIONS Something is missing in each picture. Look at the picture. Remember the story. Then draw in the missing part.


Name _____

 M N O n o m	 P Q R r p q
 S T U V u v t s	 W X Y Z y w z x

McGraw-Hill School Division


CAPITAL AND LOWERCASE LETTERS Name the letters in each row. Draw a line to connect the uppercase and lowercase forms of the same letter.

Name _____




otter

BABY




seaweed

CLAM



baby

OTTER



clam

SEAWEED

CAPITAL AND LOWERCASE LETTERS Draw lines to connect the matching labels.


Name _____

E

B

J

W



g

w


k

z


CAPITAL AND LOWERCASE LETTERS Name the letters above and below the picture. Find a sign in the picture that contains each letter. Circle each letter you find.





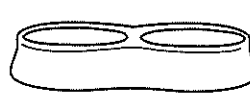
Name _____



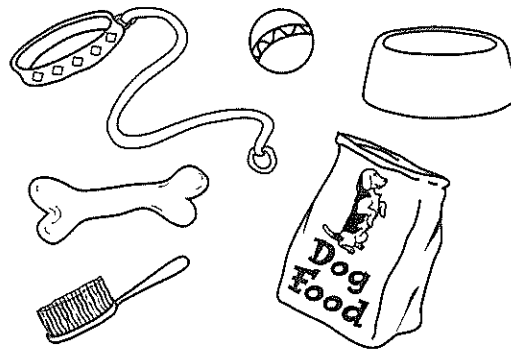
dog



bird

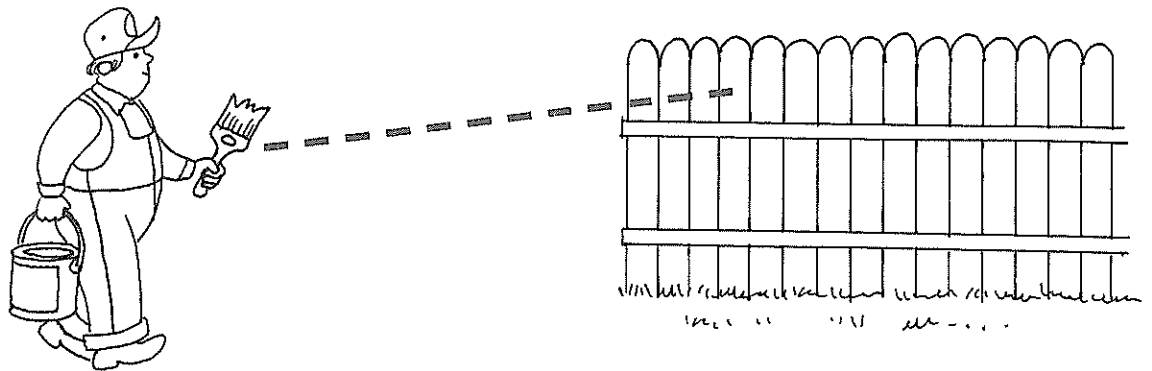

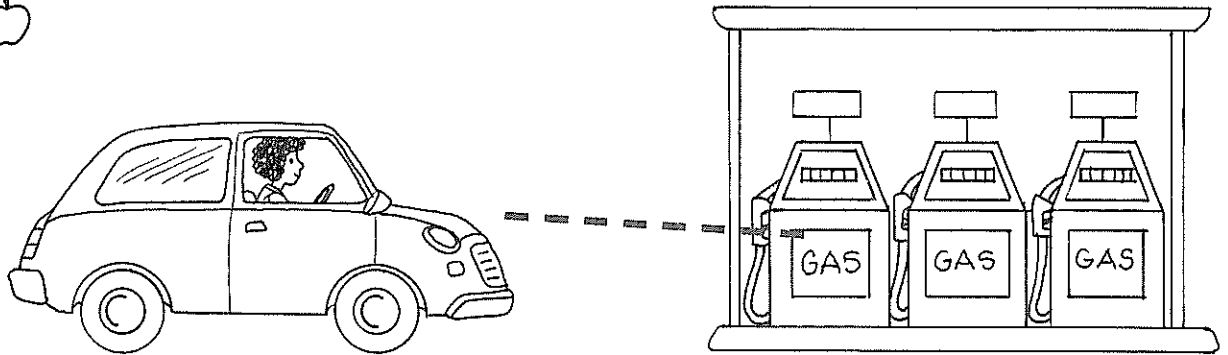


cat



USE ILLUSTRATIONS Draw a line from each real pet to the things needed to take good care of it.

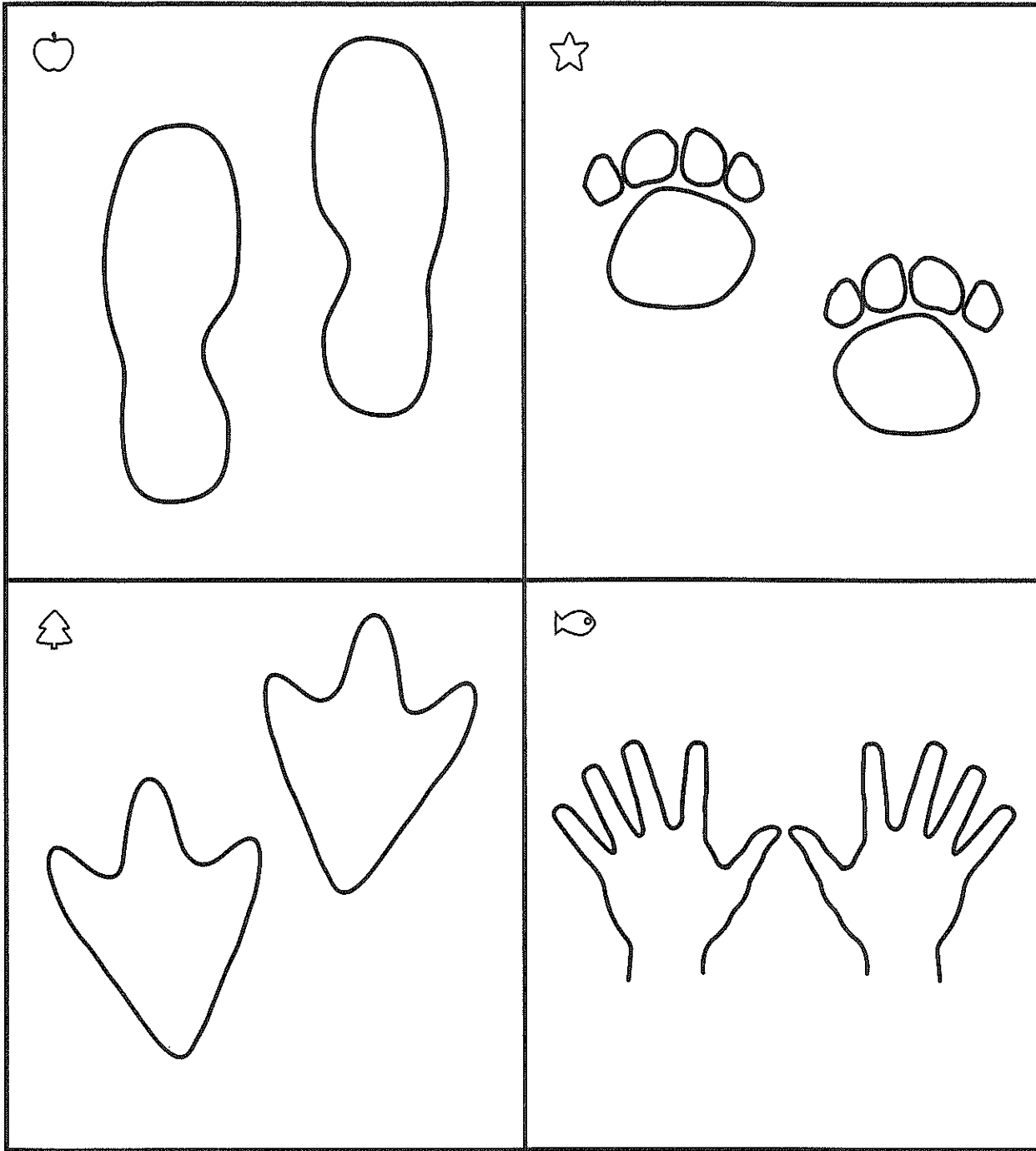
Name _____



RIGHT AND LEFT Trace each path from left to right. Use the words *left* and *right* to talk about the pictures.



Name _____




LEFT TO RIGHT What made each set of prints? Color the left one green. Color the right one blue.


Name _____




school bus




school




ambulance



hospital



airplane



airport

LEFT TO RIGHT Color each vehicle on the left. Show where each vehicle goes.
Draw a line from left to right.

McGraw-Hill School Division



Name _____



My Dog

Written by John Carman
Illustrated by Kelley Foley



One Big Pig

Written by Carlos Sanchez
Illustrated by Alex Page



Balloons for Bob

Written by Shirley Gee
Illustrated by Robert Cox








A Birthday Surprise

Written by Katie Halloran
Illustrated by Mark Brown

PARTS OF A BOOK Listen to the title of each book. Pretend you are the illustrator.
Draw a picture for the cover.

Name _____



McGraw-Hill School Division



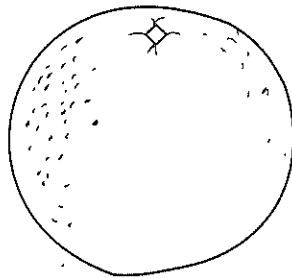

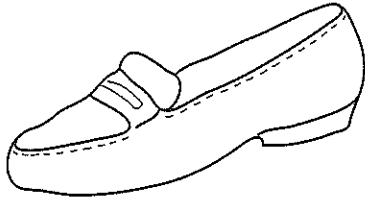
CATEGORIES Circle all the things that belong in each room.



McGraw-Hill Language Arts
Grade K, Unit 1, Concepts of Print
and Readiness, page 19

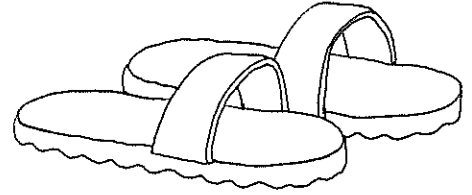

At Home: Draw four things that belong in your kitchen at home.

Name _____





CATEGORIES Think about how the two things in each row are alike. Draw something else that fits the category.



Name _____



sandals



boots



slippers

CATEGORIES Look at each picture. Draw a line to show what the girl should have on her feet. Then add them to the picture.

Name _____

My Buddy and I

By _____

PARTS OF A BOOK Listen to the title. If you were writing this story, who would you put on the cover?
Draw a picture for the cover.