

Flps

Name

Jaguars Science



Date




Directions: fill in the blank with the correct answer choice from the word bank.

compare	Draw conclusions	observe	investigate
hypothesis	measure	communicate	infer

1. To find the size or amount of something is to \_\_\_\_\_ .
2. To \_\_\_\_\_ is to use what you know to answer a question.
3. To use your senses to learn about something is to \_\_\_\_\_ .
4. To \_\_\_\_\_ is to observe how things are alike and different.
5. You write to tell about the results of a test. You \_\_\_\_\_ .
6. You make a statement that you can contest. You \_\_\_\_\_ .
7. You use inquiry skills and science tools to learn. You \_\_\_\_\_ .
8. You use information you have gathered to explain what you learned. You \_\_\_\_\_ .

Directions: Draw a line with a blue crayon to match the tool name to the tool.

9. Measuring Cups	
10. Tape measure	

11. Magnifying glass	
12. Thermometer	
13. Balance	

Directions: Write a short response in complete sentences to answer each question.

15. What does a magnifying glass show?

---



---

16. What does a thermometer show?

---



---

17. What does a measuring cup show?

---



---

18. What does a tape measure show?

---



---

19. What does a balance show?

---

---

20. What is matter?

---

---

21. What are the properties of matter?

---

---

22. Who was Anders Celsius?

---

---

23. What is an Astronomer?

---

---

24. In what year did Anders Celsius invent the Celsius Scale?

---

---

25. Why did Anders Celsius invent his Celsius Scale?

---

---

26. Why did Anders Celsius want to invent a way to measure temperature?

---

---

27. What happens to water at 100 on the Celsius scale?

---

---

28. What happens to water at 0 on the Celsius scale?

---

---

Directions: Use sequence to put the investigation in order by the way it would happen. Write a number from 1 to 5 to show the order.

29. \_\_\_\_\_ write a plan.

30. \_\_\_\_\_ ask a question

31. \_\_\_\_\_ record what you observe.

32. \_\_\_\_\_ share your results.

33. \_\_\_\_\_ follow your plan.