

What Is a Sentence?

REMEMBER THE RULES


- A **sentence** is a group of words.
- A sentence tells a complete thought.

Sentence

Dad has a van.

Not a Sentence

has a van



Read each group of words.

Draw a line under each sentence.

1. Dad is in the van.

In the van.

2. Is red.

The van is red.

3. Pig and Duck see the van.


Pig and Duck

4. They get in the van.

Get in.

5. They go to see Hen.

To see Hen.




Word Order

REMEMBER THE RULES

- A sentence has words written in order.
- The order of the words makes sense.

Pig has a cap.



Read the sentences. Draw a line under each sentence that has words written in order.

1. Has a bat Pig.

Pig has a bat.

2. Frog has a mitt.

Frog a mitt has.

3. To Frog hits Pig.

Pig hits to Frog.

4. Pig runs runs and.

Pig runs and runs.

5. Duck sees Pig run.


Sees Pig run Duck.

Statements

REMEMBER THE RULES

- A **statement** is a sentence.
- A statement tells about something or someone.

The shop is not big.



Complete each statement.

Write the word that matches the picture.

map

nuts


rugs

jam

pans




1. The shop has _____.



2. The shop sells _____.



3. There are _____ in the shop.



4. The shop does not sell _____.



5. This is a _____ to the shop.

Writing Statements

REMEMBER THE RULES

- A statement begins with a capital letter.
- A statement ends with a period.

They are on a sled.



Read the statements.

Draw a line under each statement that is written correctly.

1. They go down the hill.

2. They hit a dip.

3. Pig and Hen go up.

4. the sled stops.

5. They get back on the sled.




Mixed Review

REMEMBER THE RULES

- A **sentence** tells a complete thought.
- Every sentence begins with a capital letter.
- A **statement** tells something.
- A statement ends with a period.


They shop for hats.



A. Read each group of words.

Draw a line under each sentence.

1. Pig sees a hat.
2. Will not fit Pig.
3. Pig gives the hat to Duck.



B. Write each statement correctly.


4. the hat fits Duck

5. she likes the hat

Questions

REMEMBER THE RULES

- A **question** is a sentence.
 - A question asks something.
- Do you have a pet?



Read the sentences.
Draw a **circle** around each question.

1. Do you like my fish?

I like your fish.

2. My cat naps on the rug.

Is your cat tan?

3. What do your dogs like to do?

My dogs like to run.

4. Could a frog be a pet?

I have a pet frog.


5. Do you put your duck in a pen?

This duck is my pet.

Exclamations

REMEMBER THE RULES

- An **exclamation** is a sentence.
- An exclamation shows strong feeling.
What a big hat it is!



Read the sentences.

Draw a line under each exclamation.

1. The sun is so hot!

Jill has a hat.

2. Do you have a box?

Get one for Jill!

3. Jill hums as she picks.

What a big crop it is!

4. Look at the bug!

The bug is red.


5. What a full box it is!

Mom will make jam.


Sentence End Punctuation

REMEMBER THE RULES


- A statement ends with a period.
We get in the van.
- A question ends with a question mark.
Are we there yet?
- An exclamation ends with an exclamation mark.
What fun we will have!



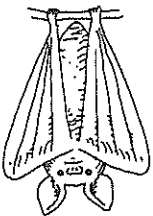
Read the sentences.
Write the correct end mark.




1. What a big cat it is _____




2. Hippo likes the mud _____



3. Did you see the bat _____



4. Look at that man _____



5. The fox has pups _____

Mixed Review

REMEMBER THE RULES

- A **statement** tells something.
- A **question** asks something.
- An **exclamation** shows strong feeling.
- All sentences end with an end mark.

.

?

!

- A. Write **S** if the sentence is a statement.
Write **Q** if the sentence is a question.
Write **E** if the sentence is an exclamation.

1. What a full bus this is! _____

2. We will sit down. _____

3. Is this your stop? _____



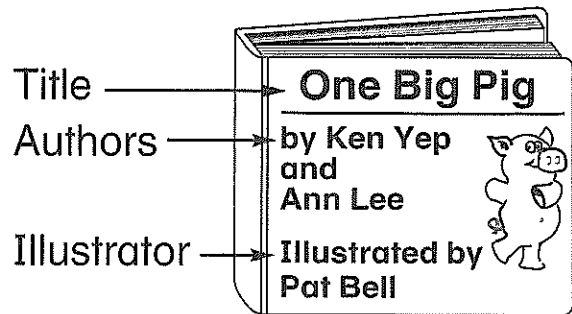
- B. Write the correct end mark.

4. Stop the bus _____

5. Was the bus trip fun _____

Study Skill: Parts of a Book

- A book has different parts.
- It has a title and author.
- It also has an illustrator.



Write the answer to each question.

1. What is the title of the book?

2. Who is one of the authors?

3. Who is the other author?

4. Who is the illustrator?

5. What is the picture?

Vocabulary: Question Words


- Question words are words that can help you ask questions.


who
↑
question word


what
↑
question word


where
↑
question word


Fill in the blank with **Who**, **What**, or **Where** to complete the sentences.

1.  _____ is with the dog?

2.  _____ are they going?

3.  _____ do they see?

4.  _____ is the cat?

5.  _____ helps the cat get down?

Composition: Sentence Order

- Good writers put their ideas in an order that makes sense.
- The sentences tell what the idea is about.


I swing the bat.

I hit the ball.

I run fast.

Read each pair of sentences. Draw a **circle** around the sentences that are in the right order.


1. I go to the pond.
I see a frog.



2. We get the ball.
We play with the ball.



3. Then we ate lunch.
We made lunch.



4. I spill the milk.
I mop up the mess.



5. I get on the bus.
Then I sit down.

