

Pattern 1 sentences are the simplest kind of sentence pattern. They can express a complete thought with just a subject and verb or verb phrase.

Pattern 1 Sentence: Subject + Verb

EXAMPLES

S	V	S	V
Sue	smiled.	The sun	was shining.

Activity A Write each of these Pattern 1 sentences on your paper. Draw a line between the subject and the verb.

Example The dog / was barking.

- 1) The ball bounced.
- 2) My best friend moved.
- 3) Donna laughed.
- 4) They were singing.
- 5) The people on our block are meeting.

Pattern 1 sentences may have adjectives and adverbs. An adjective describes a noun or a pronoun. An adverb tells about the verb. In a Pattern 1 sentence, an adverb may come at the beginning of a sentence or between the helping verb and the main verb.

EXAMPLES

Adj.	Adj.	S	V
The newborn	kitten	purred.	

S	Adv.	V	Adv.
Mr. Edmonds	often	arrives	early.

Adv.	S	V	Adv.
Usually,	Nina	is	late.

Activity D Write each of these Pattern 1 sentences on your paper. Draw a line between the complete subject and complete predicate. Underline the prepositional phrase or phrases in each sentence.

Example Everyone in the audience / laughed at the clown.

- 1) Jaimie went to school.
- 2) Mr. DeLeo works at the post office.
- 3) The gas station on the corner closed.
- 4) Our friends from Ohio are visiting for two weeks.
- 5) The pot of flowers fell from the porch.

Activity E Write these Pattern 1 sentences on your paper. Add adjectives and adjective phrases if the subject is bold. Add adverbs and adverb phrases if the verb is bold. Add both if the subject and verb are bold.

Example The girl **walked**.
The girl walked **quickly to the store**.

- 1) The dog **barked**.
- 2) A **flower** grew.
- 3) The boys **left**.
- 4) **The woman** listened.
- 5) They **ate**.
- 6) **Snow** fell.
- 7) We **talked**.
- 8) **Roberto** is running.

Activity F Write ten Pattern 1 sentences on your paper.

Remember, a Pattern 1 sentence:

- must have a subject and a verb
- may have an adjective, an adverb, or both
- may have a prepositional phrase

A Pattern 1 sentence may ask a question. Part of the verb may help to form the question and come at the beginning of the sentence.

EXAMPLES

S V
Who is driving?

V S V
Is the baby crying?

Activity G Write these Pattern 1 sentences on your paper. Circle the subject. Underline the verb or verb phrase.

- 1) Has Mario written?
- 2) Which book fell off the shelf?
- 3) Where does Mr. Davis work?
- 4) Is Annette still practicing?
- 5) Are you listening to the radio?
- 6) Did anyone call?
- 7) Who whistled?

A Pattern 1 sentence may have a compound subject.

EXAMPLE Sue and Rita will sing next.

A Pattern 1 sentence may have a compound verb.

EXAMPLE The band will march and play in a parade.

Two Pattern 1 sentences may be joined with a conjunction to form a compound sentence.

EXAMPLE Mrs. Nelson laughed at the joke, but Mr. Nelson only smiled.

Activity H The following Pattern 1 sentences have a compound subject or a compound verb. Some sentences are compound. Write each sentence on your paper. Then follow these directions for each sentence:

- First, underline the complete subject or subjects once.
- Then, circle the simple subjects.
- Next, underline the complete predicate or predicates twice.
- Then, circle the verbs or verb phrases.

- 1) The book and the pencil fell on the floor.
- 2) Marilyn was laughing one minute and crying the next.
- 3) Lisa and Rico were on time, but Alex wasn't.
- 4) Clarissa studied for her test, and then she went right to sleep.
- 5) The actors and director came on stage for a final bow, but the writer stayed behind the curtain.

Activity I Write these Pattern 1 sentences on your paper. Write S above the simple subject. Write V above the verb or verb phrase.

Example

S V

The Spanish teacher listened closely to her students.

- 1) The band played loudly at the dance.
- 2) Mrs. Draper drove off in a hurry.
- 3) Everyone laughed loudly at the joke.
- 4) Which student responded to the question?
- 5) Is your dog barking at my cat again?
- 6) Several of the people cried during the movie.
- 7) Emilio's new bike rides smoothly.
- 8) He asked about the job.
- 9) Are you leaving for school soon?
- 10) Our band will travel to Florida and play in front of a large crowd.

Diagramming Pattern 1 Sentences

A sentence diagram is a picture of a sentence that helps us see the parts of the sentence more clearly. When you write a sentence, you put different parts of a sentence together. When you diagram, you separate the parts of the sentence to see how they are put together.

To diagram a Pattern 1 sentence, follow steps 1–3.

1. Find the simple subject and the simple predicate (verb or verb phrase) in the sentence.

EXAMPLE The small **kitten** with the black stripe **purred** softly in my arms.

2. Write the simple subject and the simple predicate on a horizontal line.
3. Draw a short vertical line between the subject and predicate.

EXAMPLE

Kitten	purred
--------	--------

Activity J Diagram these simple Pattern 1 sentences.

Example Pedro has been working.

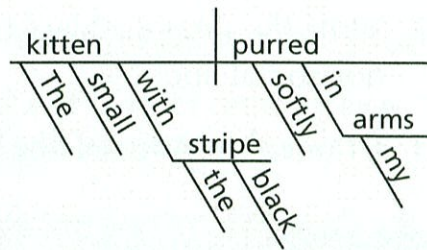
Pedro	has been working.
-------	-------------------

- 1) Snow fell.
- 2) Susan is smiling.
- 3) Music had been playing.

To diagram more complex Pattern 1 sentences, follow these steps.

1. Put the adjectives and prepositional phrases that describe the subject below the subject.
2. Place adjectives on slanted lines.
3. Put the preposition on a slanted line and its object on a horizontal line. Put any words that describe the object of the preposition on slanted lines below it.
4. Put the adverbs and prepositional phrases that describe the verb below the verb.
5. Place adverbs on slanted lines.

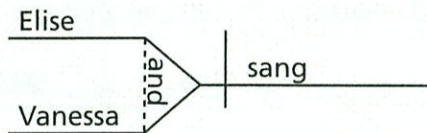
EXAMPLE



Some Pattern 1 sentences have compound subjects and compound verbs. Some Pattern 1 sentences are compound sentences. These sentences are diagrammed in a special way.

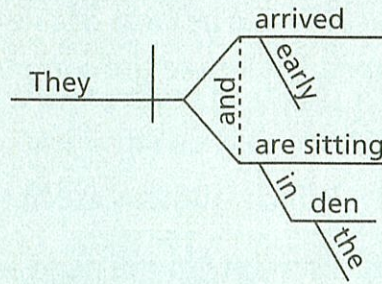
EXAMPLE

Compound subject: **Elise and Vanessa sang.**

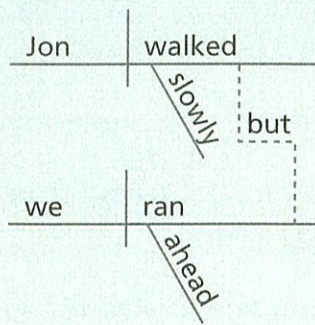


EXAMPLES

Compound verb: They **arrived** early and are **sitting** in the den.



Compound sentence: **Jon** walked slowly, but **we** ran ahead.



Activity K Diagram these Pattern 1 sentences on your paper. Follow the directions for diagramming that begin on page 227.

- 1) The school band returned late on Sunday.
- 2) Everyone on the bus was laughing and singing.
- 3) Students and parents had been gone for a week.
- 4) Photographers were everywhere, and reporters wrote quickly.
- 5) Band members beamed happily into the camera.
- 6) That group picture was taken after the first event.