

FLPS

Kindergarten  
Math Final Exam  
Jones  
20/21

























	 <div style="font-size: 2em; margin: 10px 0;">2</div> <div style="text-align: center;"><input type="radio"/></div>	 <div style="font-size: 2em; margin: 10px 0;">4</div> <div style="text-align: center;"><input type="radio"/></div>	 <div style="font-size: 2em; margin: 10px 0;">6</div> <div style="text-align: center;"><input type="radio"/></div>	 <div style="font-size: 2em; margin: 10px 0;">8</div> <div style="text-align: center;"><input type="radio"/></div>	<div style="border-bottom: 1px solid black; width: 100px; margin: 10px 0;"></div>
	<div style="font-size: 2em; margin: 10px 0;">8</div> <div style="text-align: center;"><input type="radio"/></div>	 <div style="font-size: 1.5em; margin: 10px 0;">even</div> <div style="text-align: center;"><input type="radio"/></div>	 <div style="font-size: 1.5em; margin: 10px 0;">odd</div> <div style="text-align: center;"><input type="radio"/></div>		
	 <div style="text-align: center;"><input type="radio"/></div>	 <div style="text-align: center;"><input type="radio"/></div>	 <div style="text-align: center;"><input type="radio"/></div>	 <div style="text-align: center;"><input type="radio"/></div>	 <div style="text-align: center;"><input type="radio"/></div>
	<div style="font-size: 2em; margin: 10px 0;">8</div> <div style="text-align: center;"><input type="radio"/></div>	<div style="font-size: 2em; margin: 10px 0;">9</div> <div style="text-align: center;"><input type="radio"/></div>	<div style="font-size: 2em; margin: 10px 0;">11</div> <div style="text-align: center;"><input type="radio"/></div>	<div style="font-size: 2em; margin: 10px 0;">12</div> <div style="text-align: center;"><input type="radio"/></div>	




- Count by twos. Mark under the number that comes next.
- There are 8 cubes. Mark to show if the number is even or odd.
- Mark under the second duck from the mother.
- Put your finger on 10. Count back 1. What number are you on?

Name \_\_\_\_\_

▶ CHAPTER 8 TEST

 <div style="display: flex; justify-content: space-around; align-items: center;"> <div style="text-align: center;">               3¢  <input type="radio"/> </div> <div style="text-align: center;">               4¢  <input type="radio"/> </div> <div style="text-align: center;">               5¢  <input type="radio"/> </div> <div style="text-align: center;">               10¢  <input type="radio"/> </div> </div>	
 <div style="display: flex; justify-content: space-around;"> <div style="text-align: center;">   <input type="radio"/> </div> <div style="text-align: center;">   <input type="radio"/> </div> <div style="text-align: center;">   <input type="radio"/> </div> <div style="text-align: center;">   <input type="radio"/> </div> <div style="text-align: center;">   <input type="radio"/> </div> </div>	
 <div style="display: flex; justify-content: space-around; align-items: center;"> <div style="text-align: center;">   <input type="radio"/> </div> <div style="text-align: center;">   <input type="radio"/> </div> <div style="text-align: center;">   <input type="radio"/> </div> <div style="text-align: center;">   <input type="radio"/> </div> </div>	
 <div style="display: flex; flex-direction: column; align-items: center;"> <div style="text-align: center;">   <input type="radio"/> </div> <div style="text-align: center;">   <input type="radio"/> </div> </div>	 <div style="display: flex; flex-direction: column; align-items: center;"> <div style="text-align: center;">   <input type="radio"/> </div> <div style="text-align: center;">   <input type="radio"/> </div> </div>

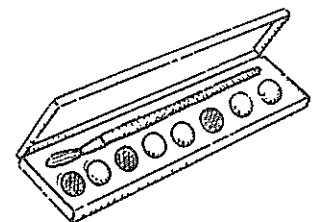

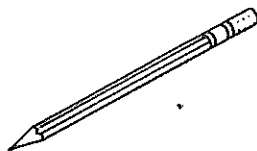



- Count the pennies. Mark how many cents.
- Count the pennies. Mark the coin that shows 5¢.
- ★ Mark under the dime.
- ♥ Mark to show which takes more time.
- Mark to show which takes less time.



☐ 4 beans long

☐ 6 beans long

☐ 8 beans long



- Compare the caterpillars. Mark the one that is the longest.
- Mark to tell how many beans long the crayon is.
- Mark under the container that holds the most.
- Mark under the object that weighs the most.

# Our Pets

# Our Pets



1



2



3



4



2




3






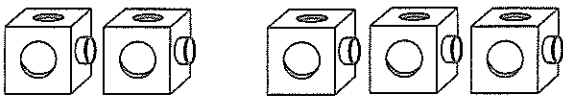









4




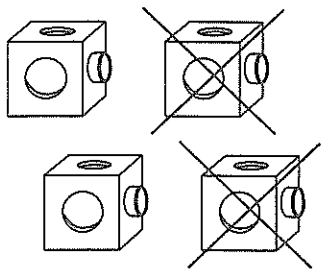

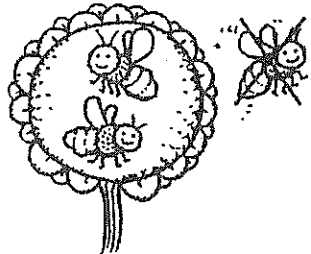




5



- ☞ Use the graph. Mark to show how many children have a bird.
- ☞ Mark to show how many children have a dog.
- ★ Look at the tally table. Mark the pet that the most children have.
- ♥ Mark to show what is more likely to happen.

  <div style="display: flex; justify-content: space-around; margin-top: 20px;"> <span>2</span><span>3</span><span>4</span> </div> <div style="display: flex; justify-content: space-around; margin-top: 10px;"> <input type="radio"/><input type="radio"/><input type="radio"/> </div>	  <div style="display: flex; justify-content: space-around; margin-top: 10px;"> <span>2</span><span>3</span> </div> <div style="display: flex; justify-content: space-around; margin-top: 20px;"> <span>3</span><span>4</span><span>5</span> </div> <div style="display: flex; justify-content: space-around; margin-top: 10px;"> <input type="radio"/><input type="radio"/><input type="radio"/> </div>
 	<div style="display: flex; justify-content: space-between;"> <div style="text-align: center;"> <math>4 + 5 = 9</math>  <input type="radio"/> </div> <div style="text-align: center;"> <math>4 + 4 = 8</math>  <input type="radio"/> </div> </div> <div style="display: flex; justify-content: space-between; margin-top: 20px;"> <div style="text-align: center;"> <math>4 + 1 = 5</math>  <input type="radio"/> </div> <div style="text-align: center;"> <math>2 + 2 = 4</math>  <input type="radio"/> </div> </div>
 $3 + 1 = 4$	<div style="display: flex; justify-content: space-around; align-items: center;">       </div> <div style="display: flex; justify-content: space-around; margin-top: 20px;"> <input type="radio"/><input type="radio"/><input type="radio"/> </div>

- 👂 Listen to and act out the story. Megan had 2 books. John gave her 1 more book. How many books does she have in all? Mark the number.
- 👂 Mark the number that tells how many cubes in all.
- ★ Mark the addition sentence that tells how many candles in all.
- ♥ Mark the picture that matches the addition sentence.

  <p>4      2</p> <p>2      3      4</p> <p><input type="radio"/>      <input type="radio"/>      <input type="radio"/></p>	  <p>1      2      3</p> <p><input type="radio"/>      <input type="radio"/>      <input type="radio"/></p>
  <p>5 - 2 = ____</p> <p>2      3      4</p> <p><input type="radio"/>      <input type="radio"/>      <input type="radio"/></p>	  <p>2 + 1 = 3      3 - 1 = 2</p> <p><input type="radio"/>      <input type="radio"/></p>

🐟, 🐢 Mark the number that tells how many are left.

★ Mark to complete the subtraction sentence that tells the story.

♥ Tell a story about the picture. Mark the number sentence that matches the picture.