
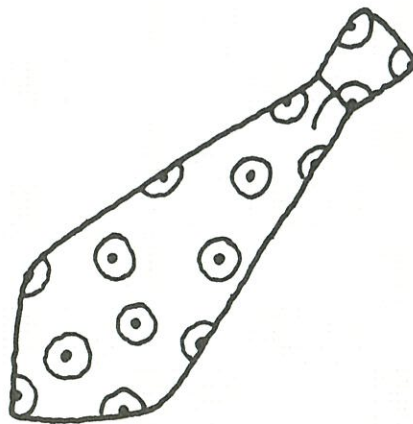
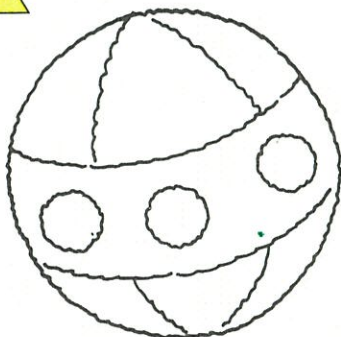
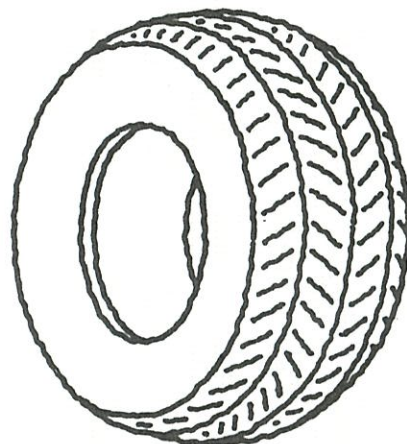



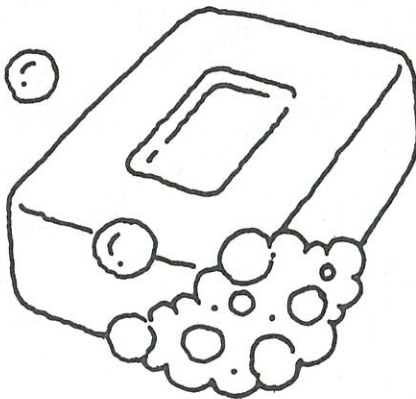



FLPS

Kindergarten
Reading Final Exam
Jones
20/21

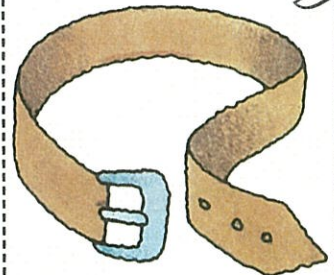



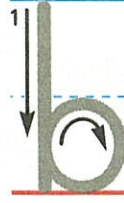
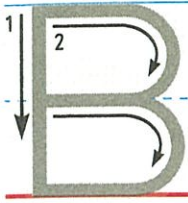
Name _____



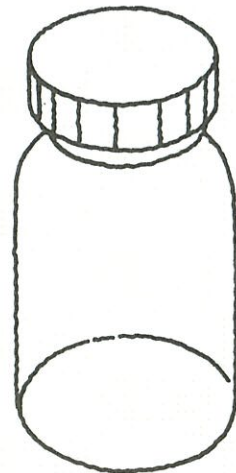
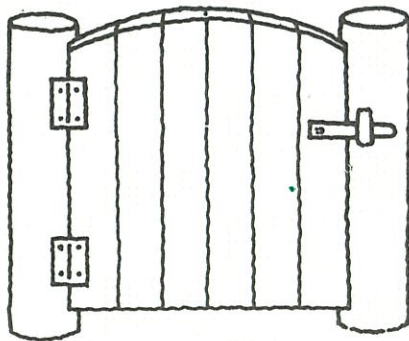



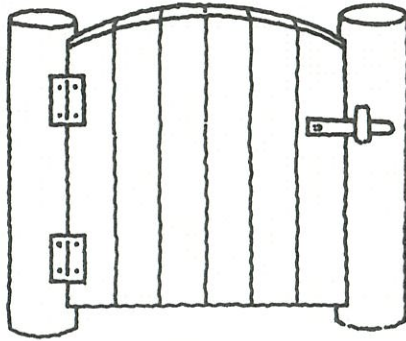
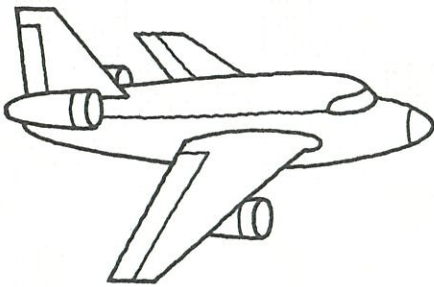
© MCP All Rights Reserved.

DIRECTIONS: Help children find each row. Have them say the name of each picture. Have children color the two pictures in each row whose names begin with the same sound.

DIRECTIONS: Have children trace the *Bb*'s and practice printing them on the lines. Then ask them to say the name of each picture. Have children cut out each picture. If the picture name begins with the sound of *b*, have them paste it in Bonnie Bear's backpack.


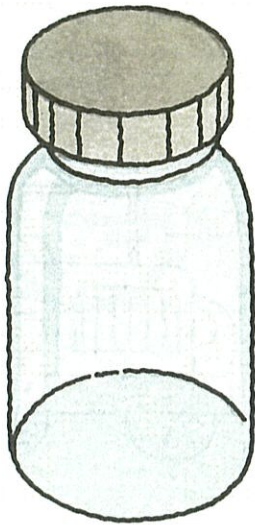


Name _____



© MCP All Rights Reserved.

DIRECTIONS: Help children find each row. Have them say the name of each picture. Then have children color the two pictures in each row whose names begin with the same sound.




J

F

G

F



G


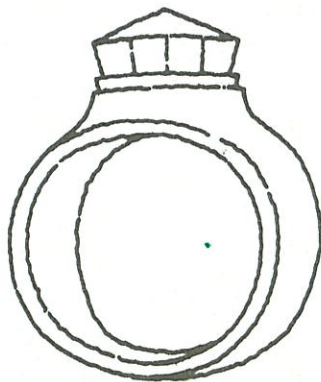

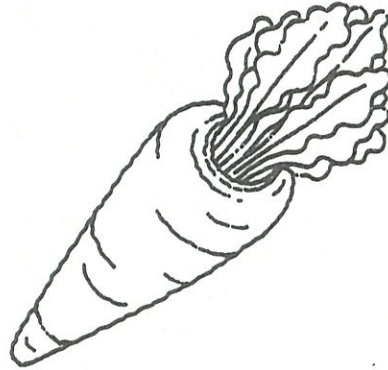
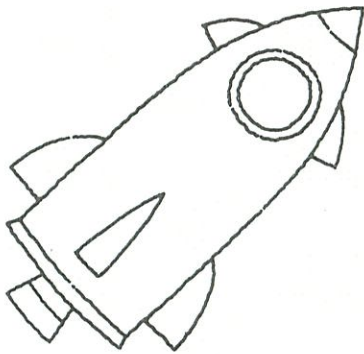

F

F

J

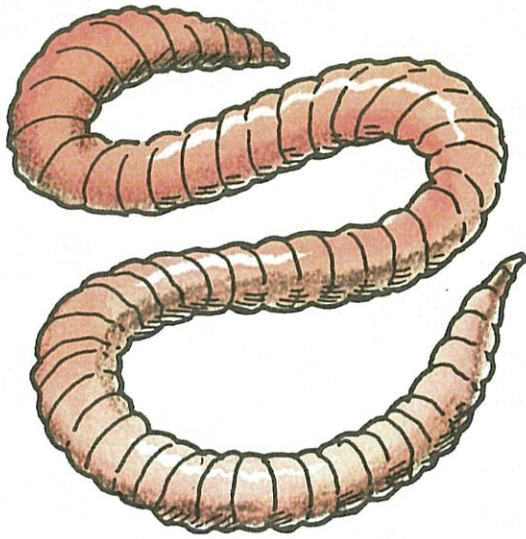
DIRECTIONS: Have children say the name of the picture in each box. Then ask them to look at the letters below the picture. Have children circle the letter that stands for the beginning sound of the picture.

Name _____



© MCP All Rights Reserved.



DIRECTIONS: Help children find each row. Have them say the name of each picture. Have children color the two pictures in each row whose names begin with the same sound.



W C R

W C R

W C R



W C R

W C R

DIRECTIONS: Have children say the name of the picture in each box. Then ask them to look at the letters below the picture. Have children circle the letter that stands for the beginning sound of the picture.

Now do you know what the queen loves to eat? Why, vegetables, of course, are her very favorite treat.



FOLD

Name _____

The Very Picky Queen



Once upon a time, there was a very picky queen. She would only eat pickles that were quite green.

1



DIRECTIONS: Help children make their books. Have them listen to the story several times and then find pictures whose names begin with the sounds of *p*, *q*, and *v*.




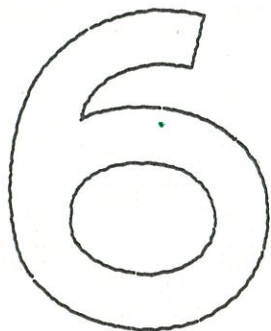
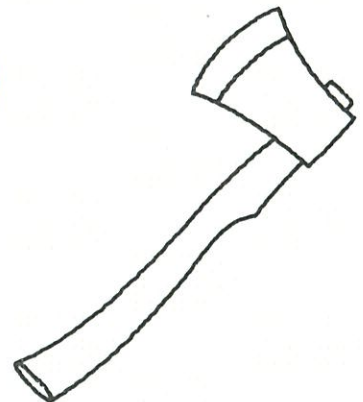
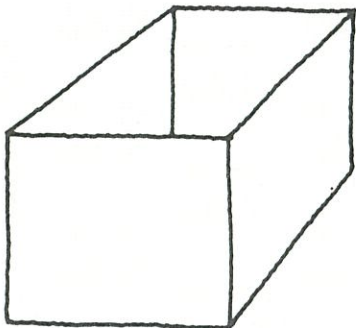
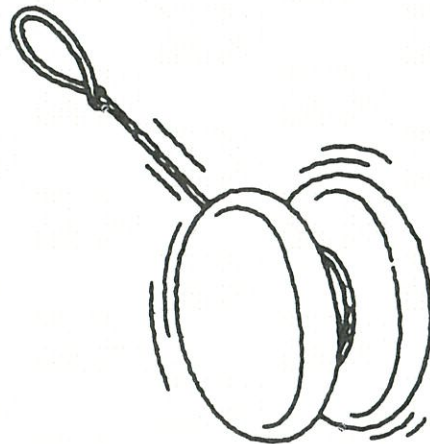

2 She ate pickles for breakfast and pickles for lunch. She loved to hear the sound of their crispy crunch.

“The pickles have vanished!” the queen said with a cry. So the cook quickly brought crunchy vegetables to try.




FOLD

Name _____



© MCP All Rights Reserved.


DIRECTIONS: Ask children to say the name of each picture. Then have them color the pictures whose names have the sound of x in them.



Y




Z




Y

Z



Z

Y



Z

Y

DIRECTIONS: Have children say the name of the picture in each box. Then ask them to look at the letters below the picture. Have children circle the letter that stands for the beginning sound of each picture.