

FLPS

Name _____

Kindergarten Science Final Exam

Date _____

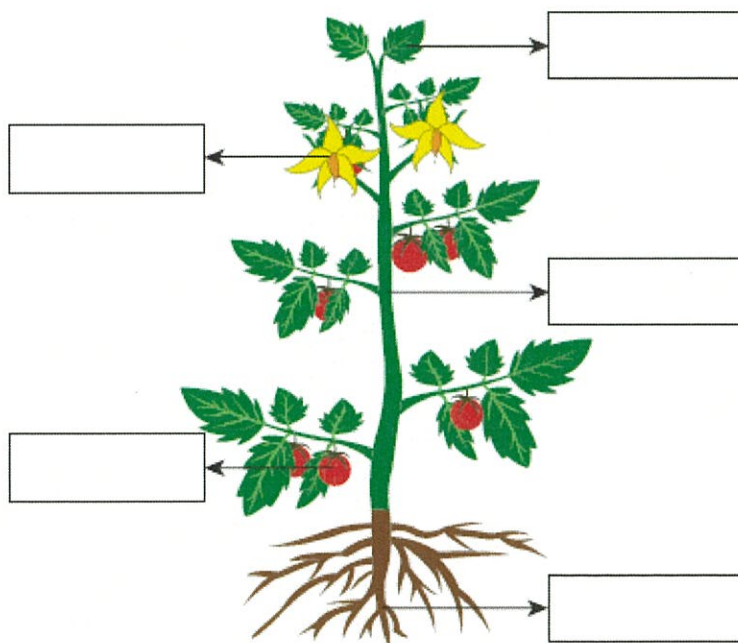
Draw a picture of a shrub, tree, and grass.

Name: _____

Parts of a Plant

Label the parts of the plant using the word bank.




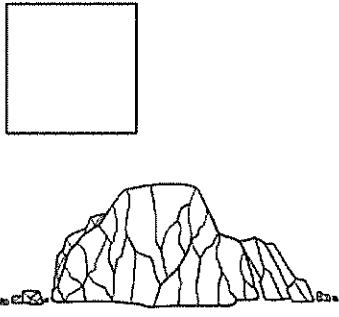


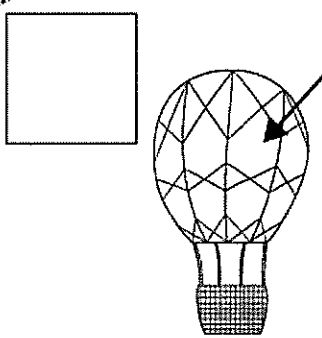
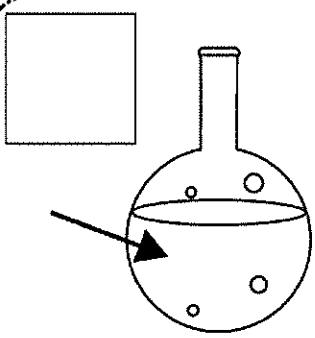
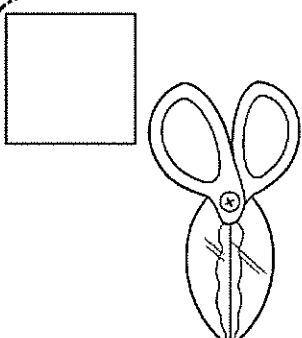
root	flower	leaf	fruit	stem
------	--------	------	-------	------



States of Matter Worksheet

Name _____

Each picture shows a solid, liquid, or gas. Write "L" for liquid, "S" for solid, and "G" for gas inside the correct squares.

Drag the living and non-living pictures in the correct columns.


living

non-living



Directions: Match and label the senses in the box to its body part in the picture.

touch	smell	taste	hear	see
-------	-------	-------	------	-----



Directions: Use your crayons to draw and color for each sentence below.

1. Draw four things all animals need.

2. Draw two kinds of animals that crawl.
3. Draw two kinds of animals that swim.
4. Draw two animals that can fly.
5. Draw a real plant.
6. Draw a pretend plant.
7. Draw and label the life cycle of a lion.
8. Draw and label a wild and domestic animal.

Directions: write a short response for each question.

9. What does a balance show?

10. What does a thermometer show?

11. What does a measuring cup show?

12. What does a hand lens do?

13. What does a ruler show?

14. What kind of body covering does a bird have?

15. What kind of body covering does fish have?

16. What kind of body covering does a bear have?

17. What kind of covering do people have?
