






Flps

Name

Leopards Science Final Exam

Date

Directions: Draw a line with a blue crayon to match the tool name to the tool.

1.Measuring Cups	
2.Tape measure	
3.Magnifying glass	
4.Thermometer	
5.Balance	

What kinds of body coverings can animals have?

Draw and label a wild and domestic animal.

Draw and label the life cycle of a butterfly.

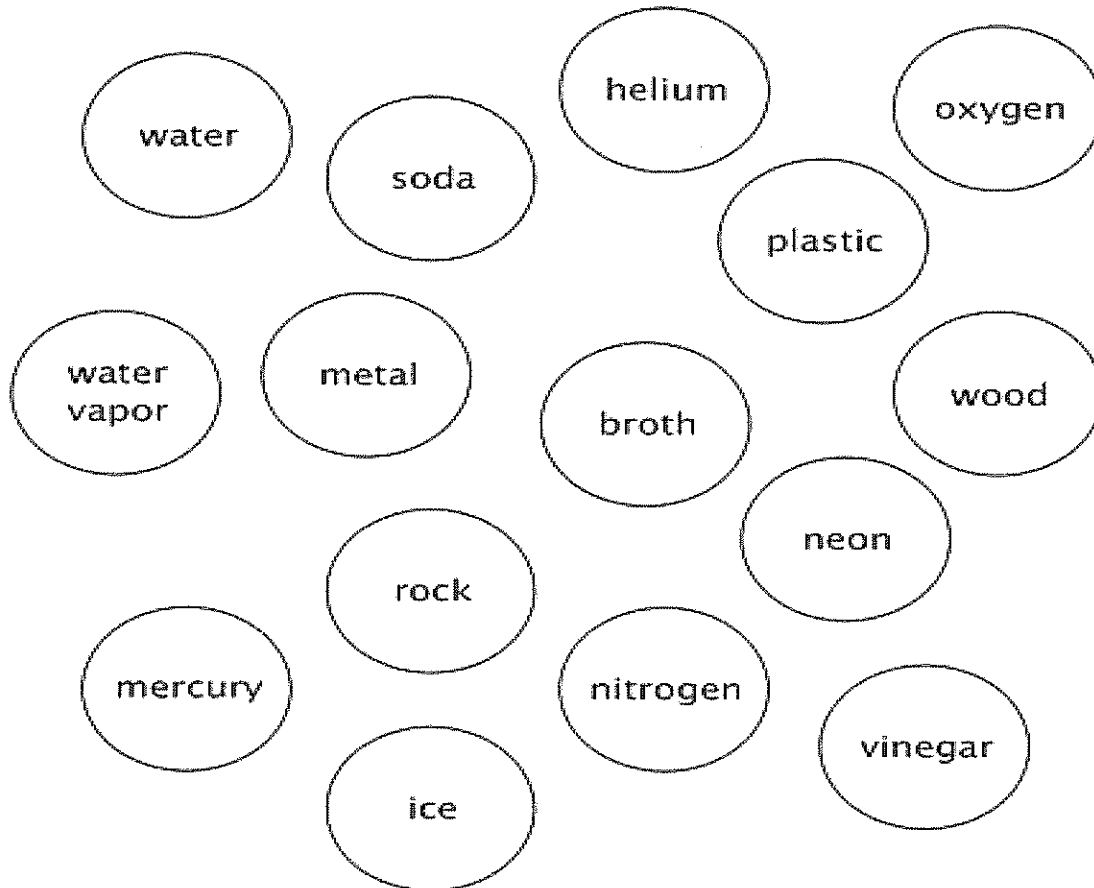
Name three ways things can move.

Name: \_\_\_\_\_

## States of Matter

Directions: Color the molecules with the correct color for each state of matter.







gases: red      liquid: blue      solid: green



## Push or pull

Kindergarten Science Worksheet

Circle the correct answer.

	push	pull
	push	pull
	push	pull
	push	pull
	push	pull
	push	pull

Name: \_\_\_\_\_

# Living Things

**Directions:** What is a living thing? Think about the characteristics of a living thing. Write the living and non-living things on the lines provided into the proper columns. Discuss why you sorted the way you did.

Note: Living things grow, breathe, use energy, and adapt to the environment.

## Living Things

---

---

---

---

---

## Non-Living Things


---

---

---

---

---



**Car**

**Tree**

**Sock**

**Boy**

**Rock**

**Fire**



**Dog**

**Pot**

**Apple**

**Bug**

Name : \_\_\_\_\_

## Parts of a Plant

Label the parts of the plant using the word bank.

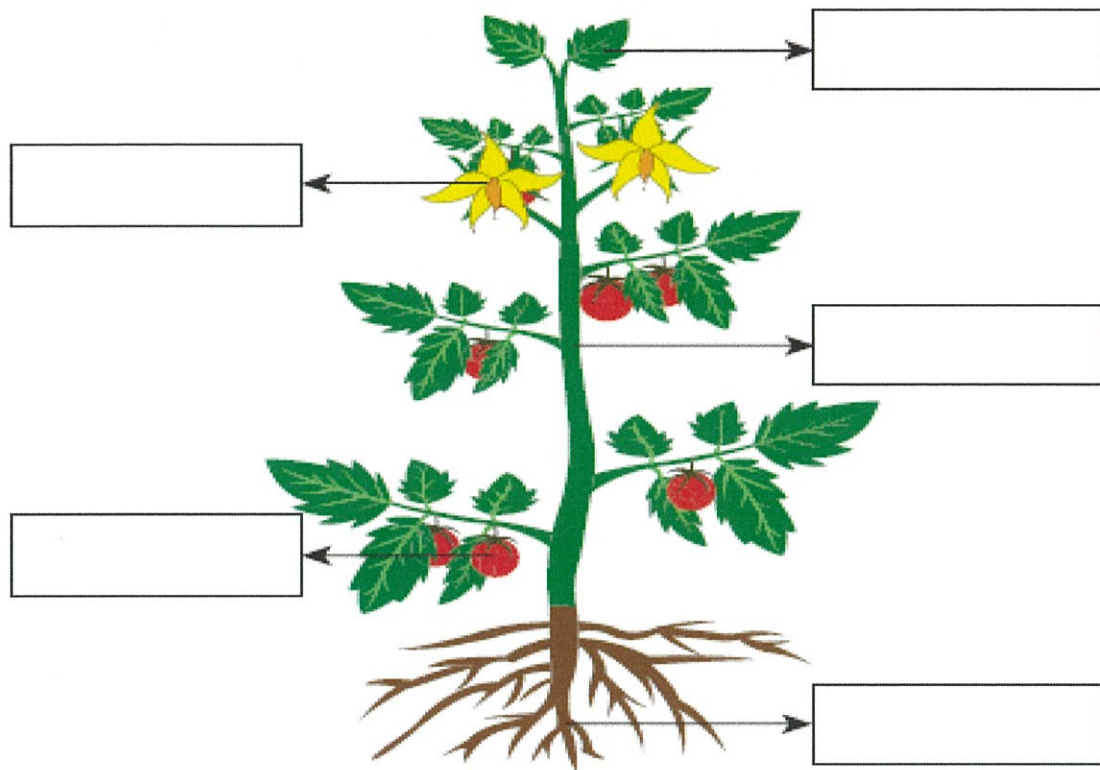
root

flower

leaf

fruit

stem



Directions: Match and label the senses in the box to its body part in the picture.

touch	smell	taste	hear	see
-------	-------	-------	------	-----

