

Name _____

Pumas Math Review 2020-2021

Name _____

Choose the correct answer.

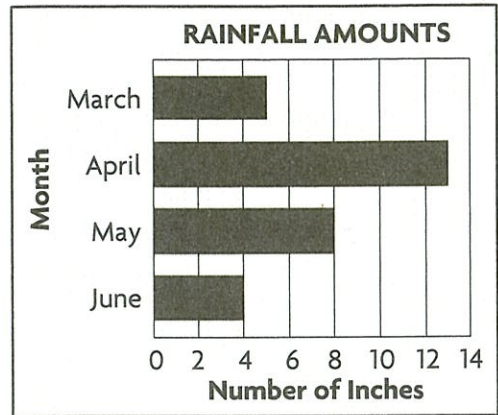
For 1–4, use this data.

Some students made pictographs using this data.

FAVORITE SOUP	
Soup	Number of Votes
Chicken	30
Vegetable	15
Chili	10

- Al used a key of 5. How many symbols should he draw to show the votes for chicken soup?
 A 3 C 5
 B 4 D 6
- Joel used a key of 2. How many symbols should he draw to show the votes for chili?
 F 5 H 3
 G 4 J 2
- What key did Haley use if she drew 3 symbols to show the votes for chicken soup?
 A 3 C 10
 B 5 D 30
- What key did Ethan use if he drew $1\frac{1}{2}$ symbols to show the votes for vegetable soup?
 F 10 H 5
 G 6 J 4

For 5–7, use the graph.



- How many inches of rain fell in May?
 A 4 B 6 C 8 D 10
- Which month had the most rain?
 F March H May
 G April J June
- How many more inches of rain fell in May than in June?
 A 2 B 4 C 5 D 8

For 8–11, use the table below.

MUSEUM VISITORS	
Day	Number
Thursday	30
Friday	48
Saturday	76
Sunday	82

- What would be the **best** scale for a bar graph of this data?
 F by 1s H by 3s
 G by 2s J by 10s

Go On

9. Which day would have the longest bar on a bar graph?

- A Sunday C Friday
B Saturday D Thursday

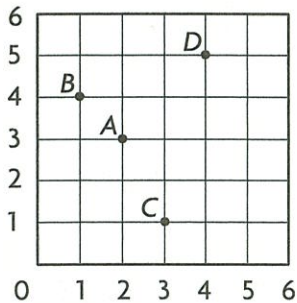
10. How many more visitors would the bar for Saturday represent than the bar for Friday?

- F 0 visitors H 28 visitors
G 18 visitors J 124 visitors

11. How many people in all visited the museum on Saturday and Sunday?

- A 78 C 168
B 158 D 206

For 12–15, use the grid.



12. What is the ordered pair for point *D*?

- F (4,5) H (3,1)
G (5,4) J (4,2)

13. What is the ordered pair for point *C*?

- A (2,3) C (3,1)
B (1,3) D (4,2)

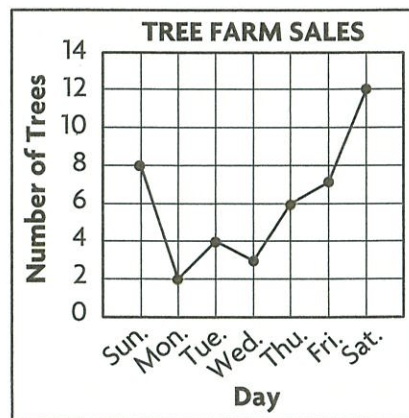
14. What point is named by the ordered pair (1,4)?

- F A H C
G B J D

15. Start at 0. Which directions tell how to get to point *A* on the grid?

- A move 2 right and 3 up
B move 2 up and 3 right
C move 4 right and 2 up
D move 3 right and 1 up

For 16–18, use the line graph.



16. On what day were the most trees sold?

- F Sunday H Friday
G Thursday J Saturday

17. How many trees were sold on Wednesday?

- A 2 C 4
B 3 D 5

18. How many more trees were sold on Saturday than on Monday?

- F 5 G 6 H 9 J 10

Stop